

# GranQuartz

## Automatic Edge Machine Tooling

Tooling for all automatic edge equipment from Diarex®, ADI®, Alpha®, Terminator, & others!

**DIAREX®**



*EdgeMaster*



*5-Step System*



# Contents

## Single Head Machines

Page 3-4

## Multi Head Machines

Page 5-24

### **Metal Tooling**

<b>Calibrating Wheels</b> .....	Page 5-8
<b>Pre Cut Wheels</b> .....	Page 9-11
<b>Shaping Wheels</b> .....	Page 12-16
<b>Blades and Adapters</b> .....	Page 17-21
<b>Machine Tooling Guide</b> .....	Page 22-27

### **Resin Polishing**

<b>Straight Edge</b> .....	Page 28-31
<b>Bullnose &amp; Combination</b> .....	Page 32-35

### **Silicon Carbide Wheels & Brushes**

<b>Wheels</b> .....	Page 36
<b>Finishing Brushes</b> .....	Page 36-37

### **Adapters**

<b>Snail Lock &amp; QRS Couplings</b> .....	Page 38
---	---------

<b>GranQuartz Contact Information</b> .....	Page 39
---	---------

# Single Head Machines



**DIAREX®**

## Diarex® Pro Series™ Five Step System

• Excellent for single head edge machines

Part Number	Grit	Color
115728	Pos. 1	Metal
115729	Pos. 2	Metal
115730	Pos. 3	Resin
115731	Pos. 4	Resin
115732	Pos. 5	Resin
115838	Pos. 6	Resin Buff
999700	4" Adapter	N/A



**TERMINATOR**

## Terminator 5-Step Diamond Shaping Wheels and Polishing Pads

• PARK approved for PRO-EDGE

• Polish most granites in 5 STEPS (position 6 optional)

Part Number	Description
800302	4" Coarse/Pos.1
800299	4" Fine/Pos.2
800290	4" Resin/Pos.3
800292	4" Resin/Pos. 4
800294	4" Resin/Pos.5
800296	4" Final Buff/Pos.6
800298	4" Back-Up Head

# Single Head Machines



**DIAREX®**

## Diarex® Pro Series™ Diamond Shaping Wheels

- For use on Park Pro-Edge, Denver Quasar and other C-Type Automated Edge Polishers

Part Number	Description	Arbor
700100	4" Pos. 00	Snail-Lok
700102	4" Pos. 1	Snail-Lok
700104	4" Pos. 2	Snail-Lok



**TERMINATOR**

## Terminator 4" Grinding Wheels

- Recommended by Park Industries for PRO-EDGE I, PRO-EDGE II, and PRO-EDGE III machines
- Now with 5mm diamond thickness

Part Number	Grit	Arbor
800302	Coarse	Snail-Lok
800303	Medium	Snail-Lok
800304	Fine	Snail-Lok



## Pro Edge Machine 4" Metal Shaping Wheels

- Excellent for single head edge machines

Part Number	Grit	Arbor
118508	Coarse	Snail-Lok
118509	Medium	Snail-Lok
118510	Coarse	Snail-Lok
118511	Medium	Snail-Lok



**ADI Combination Wheel  
(Calibrator + Drain Grooves)**

• Designed for Sassomeccanica Flying Flat & RCM machines

Dimensions	Connection	Product Code	GQ Part #
D.160	50mm Bore	PA27362	924056



**ADI Calibrating Wheel**

• Designed for Marmomeccanica LCT, LCV, LCH & LTH machines

Dimensions	Connection	Product Code	GQ Part #
250x7x5+3	50mm Bore	PA34002	919917



**ADI Calibrating Wheel**

• Designed for Sassomeccanica Experience machines

Dimensions	Connection	Product Code	GQ Part #
130x7x5+3	95mm Bore	PA34004	924052



**ADI Calibrating Wheel**

• Designed for OMGM Bellani Comet & Modulo machines

Dimensions	Connection	Product Code	GQ Part #
140x20x3.5	50mm Bore	PA34005	n/a

# Metal Tooling

## Calibrating Wheels



### ADI Calibrating Wheel

• Designed for Comandulli Synthesis, Edilux & Omega machines

Dimensions	Connection	Product Code	GQ Part #
260x7x5+3	50mm Bore	PA34011	919914



### ADI Calibrating Wheel

• Designed for Breton CT machines

Dimensions	Connection	Product Code	GQ Part #
250x7x5+3	50mm Bore	PA34013	919915



### ADI Calibrating Wheel

• Designed for Montresor Lara (older model) machines

Dimensions	Connection	Product Code	GQ Part #
160x7x5+3	50mm Bore	PA34028	919902



### ADI Calibrating Wheel

• Designed for Montresor Lola, Luna, Lara & Unica (newer model) machines (belt that moves from left to right)

Dimensions	Connection	Product Code	GQ Part #
250x7x5+3	50mm Bore	PA34041	n/a

# Metal Tooling

## Calibrating Wheels



### ADI Calibrating Wheel

- Designed for Montresor Lola, Lara & Unica (newer model) machines (belt that moves from right to left)

Dimensions	Connection	Product Code	GQ Part #
250x7x5+3	50mm Bore	PA34086	n/a



### ADI Calibrating Wheel

- Designed for Montresor Unica (older model) machines

Dimensions	Connection	Product Code	GQ Part #
300x7x5+3	50mm Bore	PA34051	919951



### ADI Calibrating Wheel

Dimensions	Connection	Product Code	GQ Part #
200x7x5+3	50mm Bore	PA34059	919937



### ADI Calibrating Wheel

- Designed for Comandulli Alma, Musa & Penta machines

Dimensions	Connection	Product Code	GQ Part #
190x7x5+3	50mm Bore	PA34095	n/a

# Metal Tooling

## Calibrating Wheels

TERMINATOR



### Terminator Calibrating Wheel

- Suitable for a wide variety of applications when combined with one of our Terminator adapters

Description	Connection	Product Code	GQ Part #
5", 40/50 Grit	Ring Only	LGF-E5	800300

TERMINATOR



### Terminator Calibrating Wheel

- Suitable for a wide variety of applications when combined with one of our Terminator adapters

Description	Connection	Product Code	GQ Part #
5", 60/80 Grit	Ring Only	LGF-R5	800301

## Pre Cut Wheels



### ADI Pre-Cut Wheel

- For Marmomeccanica LCT, LCV & LCH

Dimensions	Connection	Product Code	GQ Part #
130x18-30°	M24 Thread	PA32001	700112



### ADI Pre-Cut Wheel

- For Sassomeccanica RCM TE, Experience TE, Experience TE Full

Dimensions	Connection	Product Code	GQ Part #
130x18-30°	95mm Bore	PA32005	924053

# Metal Tooling

## Pre Cut Wheels



### ADI Pre-Cut Wheel

- For Comandulli Synthesis, Omega 60/100, Alma

Dimensions	Connection	Product Code	GQ Part #
155x22x5-30°	50mm	PA32037	919935



### ADI Pre-Cut Wheel

- Designed for Marmomeccanica LCT, LCV & LCH machines

Dimensions	Connection	Product Code	GQ Part #
130x15x6	M24 Thread	PA32007	n/a



### ADI Pre-Cut Wheel

- Designed for CMPI Mini 60 machines

Dimensions	Connection	Product Code	GQ Part #
150x17-30°	50mm Bore	PA32099	700115



### ADI Pre-Cut Wheel

- Designed for Breton & CMPI LA80 machines

Dimensions	Connection	Product Code	GQ Part #
250x17-30°	50mm Bore	PA32042	919916

# Metal Tooling

## Pre Cut Wheels



### ADI Pre-Cut Wheel

- Designed for Montessoro Unica machines

Dimensions	Connection	Product Code	GQ Part #
150x22x5-30°	M30 Thread	PA32045	n/a



### ADI Pre-Cut Wheel

- Designed for Montessoro Luna & Lara machines

Dimensions	Connection	Product Code	GQ Part #
130x18-30°	M30 Thread	PA32048	919936



### ADI Pre-Cut Wheel

Dimensions	Connection	Product Code	GQ Part #
300x17-35°	50mm Bore	PA32030	n/a



### ADI Pre-Cut Wheel

- Designed for OMGM Bellani Comet machines

Dimensions	Connection	Product Code	GQ Part #
130x26x5-45°	84mm	PA32059	n/a

# Metal Tooling Pre Cut Wheels



## ADI Pre-Cut Wheel

- Designed for Montessor Luna 740, Lara 60/80 (internal works)

Dimensions	Connection	Product Code	GQ Part #
130x27-30°	M30 Thread	PA32097	n/a



## ADI Pre-Cut Wheel

- Designed for Marmomeccanica LTH

Dimensions	Connection	Product Code	GQ Part #
130x30-30°	M24 Thread	PA32098	n/a

TERMINATOR



## Terminator Pre-Cut Wheel for Park Velocity

Dimensions	Connection	Product Code	GQ Part #
130x27-30°	Ring Only	PCW150PLGF	800295

TERMINATOR



## Terminator Pre-Cut Wheel Standard

Dimensions	Connection	Product Code	GQ Part #
5"	Ring Only	PCW130	800087
6"	Ring Only	PCW150	800088



## ADI Shaping Wheel

- Designed for Marmomeccanica LTH (high stock removal)

Dimensions	Connection	Product Code	GQ Part #
150x52.5x5	M24 Thread	PA32010	n/a



## ADI Shaping Wheel

- Designed for OMGM Bellani Comet & Modulo series machines


Dimensions	Connection	Product Code	GQ Part #
150x60x3	30mm Bore	PA33007	919961



## ADI Shaping Wheel

- Designed for Sassomeccanica RCM & Experience series machines

Dimensions	Connection	Product Code	GQ Part #
130x47.5x4	95mm Bore	PA33010	924050



## ADI Shaping Wheel

- Designed for Marmomeccanica LTH machines (Fine/Pos. 2)

Dimensions	Connection	Product Code	GQ Part #
150x50x3	M24 Thread	PA33018	n/a



## ADI Shaping Wheel

- For Montresor Unica machines

Dimensions	Connection	Product Code	GQ Part #
155x60x5	M30 Thread	PA33024	n/a



## ADI Shaping Wheel

- Designed for Montresor Lara & Sassomecannica Experience machines

Dimensions	Connection	Product Code	GQ Part #
130x47.5x4	M30 Thread	PA33130	919950



## ADI Shaping Wheel

- Designed for Comandulli Synthesis, Omega & Alma machines

Dimensions	Connection	Product Code	GQ Part #
130x47.5x5	M30 Thread	PA33186	919938



## ADI Shaping Wheel

- Designed for Marmomeccanica LCT machines

Dimensions	Connection	Product Code	GQ Part #
130x47.5x4	M24 Thread	PA33153	919955



## ADI Shaping Wheel

- Designed for Comandulli Athena machines

Dimensions	Connection	Product Code	GQ Part #
120x27.5x5	40mm Bore	PA33158	919949



## ADI Shaping Wheel

- Designed for Comandulli Speedy System (without auto tool changing system)

Dimensions	Connection	Product Code	GQ Part #
120x27.5x5+15	M24 Thread	PA33165	919940



## ADI Shaping Wheel

- Designed for CMPI Mini 60 machines

Dimensions	Connection	Product Code	GQ Part #
155x52.5x5	CHIOCC. ALL.	PA33176	919930



## ADI Shaping Wheel

- For Comandulli System 180 machines

Dimensions	Connection	Product Code	GQ Part #
120x35x5	M18 Thread	PA33185	n/a



## ADI Shaping Wheel

- Designed for Montessor Luna 740 machines

Dimensions	Connection	Product Code	GQ Part #
155x52.5x5	M30 Thread	PA33306	n/a



## ADI Half Bullnose Wheel

- Designed for Comandulli Edilux, Marmomeccanica LCT, LCV, LCH & CMPI LA80 machines

Dimensions	Connection	Product Code	GQ Part #
250mm R=15	50mm Bore	PA04003	n/a
250mm R=20	50mm Bore	PA04004	<b>919910</b>
250mm R=25	50mm Bore	PA04034	n/a
250mm R=30	50mm Bore	PA04218	n/a
250mm R=30.5	50mm Bore	PA04072	n/a



## ADI Full Bullnose Wheel

- Designed for Comandulli Edilux, Marmomeccanica LCT, LCV, LCH & CMPI LA80 machines

Dimensions	Connection	Product Code	GQ Part #
250mm R=11 (2cm)	50mm Bore	PA11002	<b>919905</b>
250mm R=16 (3cm)	50mm Bore	PA11003	<b>919907</b>
250mm R=21 (4 cm)	50mm Bore	PA11004	<b>919900</b>

TERMINATOR



### Terminator Shaping Wheels

- 60° bevel
- Tapped with 4 holes for Terminator adapters

Description	Connection	Product Code	GQ Part #
130mm	Ring Only	LPG130S	800291

TERMINATOR



### Terminator Shaping Wheels (for Park Velocity "Smart Spindle")

- 60° bevel
- Tapped with 4 holes for Terminator adapters

Description	Connection	Product Code	GQ Part #
150mm	Ring Only	LPG150S	800289

TERMINATOR



### Terminator Continuous Rim Shaping Wheels

- 60° bevel
- Tapped with 4 holes for Terminator adapters

Description	Connection	Product Code	GQ Part #
130mm	Ring Only	LP130	800090
150mm	Ring Only	LP150	800091

TERMINATOR



### Terminator Bullnose Shaping Wheel

- Staggered segment design allows tool surface to wear uniformly flat for longer tool life
- Tapped with 4 holes for Terminator adapters

Description	Connection	Product Code	GQ Part #
5"	Ring Only	LGB15-R	800314



### ADI Drain Groove Blade

- For use on CMPI LP100 & Mini 60 machines

Dimensions	Connection	Product Code	GQ Part #
250x8x5	50mm Bore	PC06011	926009



### ADI Drain Groove Blade

- For Montresor Lola, Lara & Unica machines

Dimensions	Connection	Product Code	GQ Part #
250x6x5	50mm Bore	PC06121	n/a



### ADI Drain Groove Blade

- For Comandulli Omega, Alma & Musa machines

Dimensions	Connection	Product Code	GQ Part #
250x8x5	50mm Bore	PC06019	n/a



### ADI Drain Groove Blade

- For Comandulli Edilux & Synthesis machines

Dimensions	Connection	Product Code	GQ Part #
300x8x5	50mm Bore	PC06032	n/a



### ADI Drain Groove Blade

- For Comandulli Penta machines

Dimensions	Connection	Product Code	GQ Part #
200x8x5	50mm Bore	PC06141	n/a



### ADI Drain Groove Blade

- For use on OMGM Bellani Comet & Modulo machines

Dimensions	Connection	Product Code	GQ Part #
200x8x10	30mm Bore	PC06078	n/a



### ADI Drain Groove Blade

- For use on Sassomeccanica Experience Full machines

Dimensions	Connection	Product Code	GQ Part #
160x8x5	50mm Bore	PC06108	925054



### ADI Cutting Blade

- For use on Comandulli Athena machines

Dimensions	Connection	Product Code	GQ Part #
150x4x5	30mm Bore	PH02061	n/a

# Metal Tooling Blades & Adapters



## ADI Cutting Blade

- For use on Comandulli Edilux, Synthesis machines


Dimensions	Connection	Product Code	GQ Part #
210x2.8x10	50mm Bore	PH02071	926004



## ADI Cutting Blade

- For use on Comandulli Alma, Musa, Omega 60/100, Edilux, Synthesis machines

Dimensions	Connection	Product Code	GQ Part #
260x2.8x10	50mm Bore	PH02072	n/a



## ADI Cutting Blade

- For use on Sassomeccanica Experience Full TE machines

Dimensions	Connection	Product Code	GQ Part #
250x3x10	40mm Bore	PH02124	924056



## ADI Snail-Lock Adapter

Dimensions	Connection	Product Code	GQ Part #
130mm	Snail Lock	SL02249	n/a

**TERMINATOR**



**Terminator (aluminum)  
 Threaded Snail-Lock Flange**

Dimensions	Connection	Product Code	GQ Part #
4"	5/8-11	FSL411	800324
4"	M18	FSL418	800335
4"	M20	FSL420	800326
4"	M24	FSL424	800327
5"	M30	FSL530	800328
5"	M18	FSL518	800329
5"	M20	FSL520	800330
5"	M24	FSL524	800331
5"	5/8-11	FSL511	800332

**TERMINATOR**



**Terminator (aluminum)  
 Threaded Flange**

Dimensions	Connection	Product Code	GQ Part #
5"	M18	LGL-M18	800319
5"	M20	LGL-M20	800320
5"	M24	LGL-M24	800321
5"	M30	LGL-M30	800322

**TERMINATOR**



**Terminator (aluminum)  
 Flange with Snail-Lock Connection**

Dimensions	Connection	Product Code	GQ Part #
5"	Snail-Lock	LGL-SL	800323



### Terminator Threaded Flange

Connection	Product Code	GQ Part #
5/8-11	NF-5/8"-11	800080
M18	NF-M18	800081
M20	NF-M20	800082
M24	NF-M24	800083
M30	NF-M30	800084



### Terminator Snail-Lock Flange

Dimensions	Connection	Product Code	GQ Part #
4"	Snail-Lock	NF-SL4"	800086
5"	Snail-Lock	NF-SL5"	800085

CMPI

MACHINE	TOOL DESCRIPTION	PRODUCT CODE	GRANQUARTZ STOCK NUMBER	DIMENSIONS	NOTE
LA 80	CALIBRATING WHEEL	PA34013	919915	D250	
	PRE-CUTTING WHEEL	PA32042	919916	D250	SANDWICH SILENT CORE
	SHAPING WHEEL	PA33010	924050	D130	
	HALF BULLNOSE WHEEL	PA04003		D250 R=15	
		PA04004	919910	D250 R=20	
		PA04034		D250 R=25	
		PA04218		D250 R=30	
		PA04072		D250 R=31.5	
	FULL BULLNOSE WHEEL	PA11002	919905	D250 R=11	
		PA11003	919907	D250 R=16	
PA11004		919900	D250 R=21		
DRAIN GROOVE BLADE	PC06011	926009	D250		
LP 100	CALIBRATING WHEEL	PA34013	919915	D250	
	DRAIN GROOVE BLADE	PC06011	926009	D250	
MINI 60	CALIBRATING WHEEL	PA34013	919915	D250	
	PRE-CUTTING WHEEL	PA32099	700115	D150	
	SHAPING WHEEL	PA33176	919930	D155	
	DRAIN GROOVE BLADE	PC06011	926009	D250	

## COMANDULLI

MACHINE	TOOL DESCRIPTION	PRODUCT CODE	GRANQUARTZ STOCK NUMBER	DIMENSIONS	NOTE
EDILUX	CALIBRATING WHEEL	PA34011	919914	D260	
	BLADE	PH02071	926004	D210	
	BLADE	PH02072		D260	
	DRAIN GROOVE BLADE	PC06032		D300	
	HALF BULLNOSE WHEEL	PA04003		D250 R=15	
		PA04004	919910	D250 R=20	
		PA04034		D250 R=25	
		PA04218		D250 R=30	
		PA04072		D250 R=31,5	
	FULL BULLNOSE WHEEL	PA11002	919905	D250 R=11	
PA11003		919907	D250 R=16		
PA11004		919900	D250 R=21		
SYNTHESIS	CALIBRATING WHEEL	PA34011	919914	D260	
	PRE-CUTTING WHEEL	PA32037	919935	D155	
	PRE-CUTTING WHEEL	PA32014		D150	Instead of PA32037
	SHAPING WHEEL	PA33186	919938	D130	
	BLADE	PH02071	926004	D210	
	BLADE	PH02072		D260	
	DRAIN GROOVE BLADE	PC06032		D300	
OMEGA 60/100	CALIBRATING WHEEL	PA34011	919914	D260	
	PRE-CUTTING WHEEL	PA32037	919935	D155	
	PRE-CUTTING WHEEL	PA32014		D150	Instead of PA32037
	SHAPING WHEEL	PA33186	919938	D130	
	BLADE	PH02072		D260	
	DRAIN GROOVE BLADE	PC06019		D250	
NEW SYSTEM 180 - SPEEDY SYSTEM	SHAPING WHEEL	PA33158	919949	D120 F=40	WITH AUTOMATIC CHANGING DEVICE
	SHAPING WHEEL	PA33165	919940	D120 F=M24	WITHOUT AUTOMATIC CHANGING DEVICE
ATHENA - SYSTEM PLUS	SHAPING WHEEL	PA33158	919949	D120 F=40	WITH AUTOMATIC CHANGING DEVICE
	BLADE	PH02061		D150	
SYSTEM 180	SHAPING WHEEL	PA33185		D120 F=M18	

COMANDULLI, continued

<i>MACHINE</i>	<i>TOOL DESCRIPTION</i>	<i>PRODUCT CODE</i>	<i>GRANQUARTZ STOCK NUMBER</i>	<i>DIMENSIONS</i>	<i>NOTE</i>
ALMA	<i>CALIBRATING WHEEL</i>	PA34095		D190	
	<i>PRE-CUTTING WHEEL</i>	PA32037		D155	
	<i>SHAPING WHEEL</i>	PA33186		D130	
	<i>BLADE</i>	PH02072		D260	
	<i>DRAIN GROOVE BLADE</i>	PC06019		D250	
MUSA	<i>CALIBRATING WHEEL</i>	PA34095		D190	
	<i>BLADE</i>	PH02072		D155	
	<i>DRAIN GROOVE BLADE</i>	PC06019		D130	
	<i>CUP WHEEL FOR FLAT EDGE</i>	PE05		D260	
PENTA	<i>CALIBRATING WHEEL</i>	PA34095		D190	
	<i>DRAIN GROOVE BLADE</i>	PC06141		D200	
	<i>CUP WHEEL FOR FLAT EDGE</i>	PE05		D130	

# MARMOMECCANICA

MACHINE	TOOL DESCRIPTION	PRODUCT CODE	GRANQUARTZ STOCK NUMBER	DIMENSIONS	NOTE
LBF-1	SHAPING WHEEL	PA33203	919913	D190	
LCT	CALIBRATING WHEEL	PA34002	919917	D155	
	PRE-CUTTING WHEEL	PA32001	700112	D130	
	PRE-CUTTING WHEEL	PA32007		D260	
	SHAPING WHEEL	PA33153	919955	D260	
	HALF BULLNOSE WHEEL	PA04003		D250 R=15	
		PA04004	919910	D250 R=20	
		PA04034		D250 R=25	
		PA04218		D250 R=30	
		PA04072		D250 R=31.5	
	FULL BULLNOSE WHEEL	PA11002	919905	D250 R=11	
		PA11003	919907	D250 R=16	
		PA11004	919910	D250 R=21	
DRAIN GROOVE BLADE	PC06019		D250		
LCV/LCH	CALIBRATING WHEEL	PA34002	919917	D250	
	PRE-CUTTING WHEEL	PA32001	700112	D130	
	PRE-CUTTING WHEEL	PA32007		D130	
	HALF BULLNOSE WHEEL	PA04003		D250 R=15	
		PA04004	919910	D250 R=20	
		PA04034		D250 R=25	
		PA04218		D250 R=30	
		PA04072		D250 R=31.5	
	FULL BULLNOSE WHEEL	PA11002	919905	D250 R=11	
		PA11003	919907	D250 R=16	
		PA11004	919910	D250 R=21	
	DRAIN GROOVE BLADE	PC06019		D250	
LTH	CALIBRATING WHEEL	PA34002	919900	D250	
	PRE-CUTTING WHEEL	PA32098		D130	
	SHAPING WHEEL	PA32010		D150	FOR HIGH STOCK REMOVAL POS. 1
	SHAPING WHEEL	PA33018		D150	FINE- POSITION 2
	DRAIN GROOVE BLADE	PC06019		D250	

## MONTRESOR

MACHINE	TOOL DESCRIPTION	PRODUCT CODE	GRANQUARTZ STOCK NUMBER	DIMENSIONS	NOTE
LOLA 40 LOLA 800 LOLA 1000	CALIBRATING WHEEL	PA34041 (DX) PA34086 (SX)		D250	DX=left to right SX=right to left
	DRAIN GROOVE BLADE	PC06121		D250	
LUNA 740	CALIBRATING WHEEL	PA34041		D250	
	PRE-CUTTING WHEEL	PA32048	919936	D130	
	PRE-CUTTING WHEEL	PA32097		D130	
	SHAPING WHEEL	PA33306		D155	
	DRAIN GROOVE BLADE	PC06021		D250	
LARA 60 S2 LARA 80 S2	CALIBRATING WHEEL	PA34041 (DX) PA34086 (SX)		D250	FOR NEW MODELS
	CALIBRATING WHEEL	PA34028	919902	D160	FOR OLDER MODELS
	CALIBRATING TURBO WHEEL	PA34042		D250	(OPTIONAL) NEW MODELS
	CALIBRATING TURBO WHEEL	PA32030		D300	(OPTIONAL) OLDER MODELS
	PRE-CUTTING WHEEL	PA32048	919936	D130	
	PRE-CUTTING WHEEL	PA32097		D130	INTERNAL WORKS
	SHAPING WHEEL	PA33130		D130	X2 WHEELS PER MACHINE
	DRAIN GROOVE BLADE	PC06021		D250	
	BLADE			D250-D300	(OPTIONAL)
UNICA 810 4A	CALIBRATING WHEEL	PA34051	919951	D300	FOR OLDER MODELS
	CALIBRATING WHEEL	PA34041 (DX) PA34086 (SX)		D250	FOR NEW MODELS
	PRE-CUTTING WHEEL	PA32045		D150	
	DRAIN GROOVE BLADE	PC06021		D250	
	BLADE			D250-D300	(OPTIONAL)

## O.M.G.M. BELLANI

MACHINE	TOOL DESCRIPTION	PRODUCT CODE	GRANQUARTZ STOCK NUMBER	DIMENSIONS	NOTE
NUOVA MODULO/ SUPER MODULO	CALIBRATING WHEEL	PA34005		D140	
	PRE-CUTTING WHEEL	PA32062		D150	
	SHAPING WHEEL	PA33007		D150	
	DRAIN GROOVE BLADE	PC06078		D200	
COMET	CALIBRATING WHEEL	PA34005		D140	
	PRE-CUTTING WHEEL	PA32059		D130	
	SHAPING WHEEL	PA33007	919930	D150	
	DRAIN GROOVE BLADE	PC06078		D200	

## PARK INDUSTRIES

MACHINE	TOOL DESCRIPTION	PRODUCT CODE	GRANQUARTZ STOCK NUMBER	DIMENSIONS	NOTE
VELOCITY (Terminator tooling)	CALIBRATING WHEEL	LGF-15-M30	800297	5"	
	PRE-CUTTING WHEEL	PCW150 PLGF	800295	5"	
	SHAPING WHEEL	LPG150S	800289	6"	
FASTBACK (Terminator tooling)	CALIBRATING WHEEL	LGF-15-M30	800297	5"	

## SASSOMECCANICA

MACHINE	TOOL DESCRIPTION	PRODUCT CODE	GRANQUARTZ STOCK NUMBER	DIMENSIONS	NOTE
FLYING FLAT	COMBINATION WHEEL	PA27362	924056	D160	
RCM TE	COMBINATION WHEEL	PA27362	924056	D160	
	PRE-CUTTING WHEEL	PA32005	924053	D130	
	SHAPING WHEEL	PA33010	924050	D130	
	SNAIL LOCK FITTING	SL02249	924031	D130	
EXPERIENCE TE	CALIBRATING WHEEL	PA34004	924052	D130	
	PRE-CUTTING WHEEL	PA32005	924053	D130	
	SHAPING WHEEL	PA32010		D150	
	DRAIN GROOVE BLADE	PC06108	924054	D160	
	SNAIL LOCK FITTING	SL02249	924031	D130	
EXPERIENCE FULL TE	CALIBRATING WHEEL	PA34004	924052	D130	
	PRE-CUTTING WHEEL	PA32005	924053	D130	
	SHAPING WHEEL	PA33010	924050	D130	
	DRAIN GROOVE BLADE	PC06108	924054	D160	
	SNAIL LOCK FITTING	SL02249	924031	D130	
	BLADE	PH02124	924056	D250	

# Resin Tooling Straight Edge

**DIAREX®**



## Diarex® Edge Master Polishing Wheels

**6-Head Machines:** 100R, 200R, 400R, 800R, 3000R, 6000R

**7-Head Machines:** 80M, 100R, 200R, 400R, 800R, 3000R, 6000R

**8-Head Machines:** 80M, 100R, 200R, 400R, 800R, 1500R, 3000R, 6000R

**PRESSURE:** 0.75 Bar–1.5 Bar, depending on machine's workable minimum pressure. Recommended plus 0.5 Bar plus machine's workable minimum pressure.

**BELT SPEED:** 23 inches per minute for 3cm thickness slab. Reduce feed rate as necessary for thicker stone or for black or harder stone.

**\*Manufacturer's suggested initial operating parameters; actual parameters will be affected by variances in type of material, size of material, and unique machine characteristics and will need to be adjusted accordingly.**

RECOMMENDED FOR:

Park Fast Back, Marmo LCV, LCT, Sasso Flying Flat

## Diarex® EdgeMaster Resin Turbo Polishing Discs

- For use on automatic edge polishers
- 5" Snail-Lok
- Will polish both granite and marble
- 130mm x 40mm hole

Description	Bond	Grit	GQ Part #
5" Disc	Metal/Resin	80	118632
5" Disc	Resin	100	118633
5" Disc	Resin	200	118634
5" Disc	Resin	400	118635
5" Disc	Resin	800	118636
5" Disc	Resin	1500	118637
5" Disc	Resin	3000	118638
5" Disc	Resin	6000	118639



## Toro™ Straight Edge Polishing System

**5-Head Machines:** 100R, 200R, 500R, 1000R, 2000R

**6-Head Machines:** 100R, 200R, 500R, 1000R, 2000R, BUFF R

**8-Head Machines:** 100M, 100R, 200M, 200R, 500R, 1000R, 2000R, BUFF R

**NOTE:** For very rough or deep scratches, we recommend beginning with copper bond wheels. Start at 29 PSI (2 Bars) and increase pressure by 3.0 PSI (0.2 Bars) with each consecutive step; for example, if you start with grit 100, set the machine at 29 PSI. For grit 200 – 32 PSI, grit 500 – 35 PSI, grit 1000 – 38 PSI, grit 2000 – 41 PSI, and Buff – 44 PSI

**\*Manufacturer's suggested initial operating parameters; actual parameters will be affected by variances in type of material, size of material, and unique machine characteristics and will need to be adjusted accordingly.**

## Toro Resin Snail Lok Polishing Discs

- For use on automatic edge polishers
- 5" Snail-Lok attachment
- Will polish both granite and marble

Description	Bond	Grit	GQ Part #
4" Disc	Resin	50	117816
4" Disc	Resin	100	117817
4" Disc	Resin	200	117818
4" Disc	Resin	500	117819
4" Disc	Resin	1000	117820
4" Disc	Resin	2000	117821
4" Disc	Resin	BUFF	117822
5" Disc	Metal	50	117838
5" Disc	Resin	50	117823
5" Disc	Resin	100	117824
5" Disc	Resin	200	117825
5" Disc	Resin	500	117826
5" Disc	Resin	1000	117827
5" Disc	Resin	2000	117828
5" Disc	Resin	Buff	117829
6" Disc	Metal	50	117841
6" Disc	Resin	50	117830
6" Disc	Resin	100	117831
6" Disc	Resin	200	117832
6" Disc	Resin	500	117833
6" Disc	Resin	1000	117834
6" Disc	Resin	2000	117835
6" Disc	Resin	BUFF	117836

# Resin Tooling Straight Edge



RECOMMENDED FOR:

Park Pro Edge, Comandulli Speedy, Denver Quasar



## Abrasive Technology Straight-Edge™ Polishing Discs

- Delivers a better finish in fewer passes
- 4" Snail-Lok connection
- For polishing both granite and marble
- For edges 3/4" or thicker

Description	Bond	Position	GQ Part #
4" Disc	Resin	1	900331
4" Disc	Resin	2	900332
4" Disc	Resin	3	900333
4" Disc	Resin	4	900334
4" Disc	Resin	BUFF	900335

### Single head machines

#### Travel speed recommendations, feet per minute:

Metal .....	65	Pos. 3 .....	30
Pos. 1 .....	30	Pos. 4 .....	30
Pos. 2 .....	30	Final Buff ..	30

#### Recommended starting pressure (6 passes recommended):

2cm material .....	50PSI
3cm material .....	65PSI

\*Manufacturer's suggested initial operating parameters; actual parameters will be affected by variances in type of material, size of material, and unique machine characteristics and will need to be adjusted accordingly.

RECOMMENDED FOR:

Park Fast Back, Marmo LCV, LCT,  
Sasso Flying Flat

TERMINATOR



## Terminator Cushion Polishing Wheels for Vertical Line Machines

- Flat polishing for 5 or 6 spindle vertical line machines
- Faster polishing with superior finish
- Requires very low pressure - reduces stress on spindle heads
- Available in 5" or 6" diameter

## Terminator Cushion Polishing Wheels

Description	Bond	Position	GQ Part #
5" Wheel	Resin	1	800344
5" Wheel	Resin	2	800345
5" Wheel	Resin	3	800346
5" Wheel	Resin	4	800347
5" Wheel	Resin	5	800348
5" Wheel	Resin	6-Black BUFF	800349
5" Wheel	Resin	6-White BUFF	800379
6" Wheel	Resin	1	800587
6" Wheel	Resin	2	800588
6" Wheel	Resin	3	800589
6" Wheel	Resin	4	800590
6" Wheel	Resin	5	800591
6" Wheel	Resin	6-Black BUFF	800592
6" Wheel	Resin	6-White BUFF	800593

### Pressure recommendations

Pos. 1 .....	2.5 Bar	Pos. 4 .....	2.5 Bar
Pos. 2 .....	2.5 Bar	Pos. 5 .....	2.5 Bar
Pos. 3 .....	2.5 Bar	Pos. 6 .....	2.5 Bar

### Feed rate: 16-19 inches per minute

Always fine tune the pressure for your machine; slab thickness and stone hardness will require adjustments.

\*Manufacturer's suggested initial operating parameters; actual parameters will be affected by variances in type of material, size of material, and unique machine characteristics and will need to be adjusted accordingly.

ALPHA®



Twincur EG-S Polishing Disc



Twincur EG-V Polishing Disc



Twincur ES Polishing Disc

## Alpha® Twincur EG & ES 5" Polishing Discs

- For use with single or multiple head machines
- Available with Snail-Lok or QRS connection
- For straight and beveled edge polishing
- 5" Diameter

Description	Grit	GQ Part #
EG-S for Granite-Snail Lok conn.	80	900570
EG-S for Granite-Snail Lok conn.	150	900571
EG-S for Granite-Snail Lok conn.	300	900572
EG-S for Granite-Snail Lok conn.	500	900573
EG-S for Granite-Snail Lok conn.	1000	900574
EG-S for Granite-Snail Lok conn.	2000	900575
EG-S for Granite-Snail Lok conn.	3000	900576
EG-V for Granite-QRS conn.	80	900560
EG-V for Granite-QRS conn.	150	900561
EG-V for Granite-QRS conn.	300	900562
EG-V for Granite-QRS conn.	500	900563
EG-V for Granite-QRS conn.	1000	900564
EG-V for Granite-QRS conn.	2000	900565
EG-V for Granite-QRS conn.	3000	900566
Snail Lock adaptor for use w/EG-V (QRS backed) series		900567
ES for Engineered Stone-Snail Lok conn.	200	900590
ES for Engineered Stone-Snail Lok conn.	500	900591
ES for Engineered Stone-Snail Lok conn.	1000	900592
ES for Engineered Stone-Snail Lok conn.	2000	900593
ES for Engineered Stone-Snail Lok conn.	3000	900594

### Twincur EG-S for Multi Head Machines:

RPM Range: 1,200 - 1,800

#### Pressure for RESIN BOND:

3/4" material .....13 PSI

1 1/4" material .....22 PSI

1 1/2" material .....26 PSI

#### Belt Speed:

12" per minute

### Twincur ES for Multi Head Machines:

RPM Range: 1,200 - 1,800

#### Pressure for RESIN BOND:

3/4" material .....13 PSI

1 1/4" material .....22 PSI

1 1/2" material .....26 PSI

#### Belt Speed:

12" per minute

\*Manufacturer's suggested initial operating parameters; actual parameters will be affected by variances in type of material, size of material, and unique machine characteristics and will need to be adjusted accordingly.

ALPHA



## Alpha® Original Twincur Polishing Discs

- For polishing straight or beveled edges on single or multi-head automatic edge polishers
- Snail-Lok attachment

Description	Bond	Grit	GQ Part #
4" Disc	Resin	100	900603
4" Disc	Resin	200	900604
4" Disc	Resin	500	900605
4" Disc	Resin	1000	900606
4" Disc	Resin	2000	900607
4" Disc	Resin	3000	900608
4" Disc	Resin	Black BUFF	900609
4" Disc	Resin	White BUFF	900610
4" Disc	Resin	Green BUFF	900611

### Single Head Machines:

RPM Range: 1,200 - 1,800

### Pressure for RESIN BOND:

3/4" material .....13 PSI

1 1/4" material .....22 PSI

1 1/2" material .....26 PSI

### Pressure for FINAL STEP:

3/4" material .....15 PSI

1 1/4" material .....26 PSI

1 1/2" material .....31 PSI

### Multi Head Machines:

Adjust head pressure setting for each head according to thickness and type of material

### Belt Speed:

12" per minute

\*Manufacturer's suggested initial operating parameters; actual parameters will be affected by variances in type of material, size of material, and unique machine characteristics and will need to be adjusted accordingly.



## Super-Edge™ 5" Polishing Discs

- For polishing full bullnose edges on hard or soft stone surfaces using automatic edge polishing machinery.
- Special formulation for long life
- Snail-lok attachment

Description	Bond	Grit	GO Part #
5" Super-Edge	Resin	50	900240
5" Super-Edge	Resin	120	900241
5" Super-Edge	Resin	220	900242
5" Super-Edge	Resin	400	900243
5" Super-Edge	Resin	600	900244
5" Super-Edge	Resin	800	900245
5" Super-Edge	Resin	1800	900246
5" Super-Edge	Resin	3500	900247

### Super-Edge™ recommendations:

**5-Head Machines:** 50R, 120R, 220R, 600R, 1800R  
**6-Head Machines:** 50R, 120R, 220R, 600R, 800R, 3500R  
**8-Head Machines:** 50R, 120R, 220R, 400R, 600R, 800R, 1800R

### Travel speed, feet/minute:

50 Resin ..... 85      800 Resin ..... 85  
 120 Resin ..... 85      1800 Resin ..... 85  
 220 Resin ..... 85      3500 Resin ..... 85  
 400 Resin ..... 85

### Operating pressure (PSI):

50 Resin ....30      800 Resin ....30  
 120 Resin ..30      1800 Resin ..35  
 220 Resin ..30      3500 Resin ..35  
 400 Resin ..30

**\*Manufacturer's suggested initial operating parameters; actual parameters will be affected by variances in type of material, size of material, and unique machine characteristics and will need to be adjusted accordingly.**



## Super-Edge™ 4" Polishing Discs

- For polishing full bullnose edges on hard or soft stone surfaces using automatic edge polishing machinery
- Snail-lok attachment

Description	Bond	Grit	GO Part #
4" Super-Edge	Resin	50	900322
4" Super-Edge	Resin	120	900323
4" Super-Edge	Resin	220	900324
4" Super-Edge	Resin	400	900325
4" Super-Edge	Resin	800	900326
4" Super-Edge	Resin	1800	900327
4" Super-Edge	Resin	3500	900328

### Super-Edge™ recommendations:

**5-Head Machines:** 50R, 120R, 220R, 600R, 1800R  
**6-Head Machines:** 50R, 120R, 220R, 600R, 800R, 3500R  
**8-Head Machines:** 50R, 120R, 220R, 400R, 600R, 800R, 1800R

### Travel speed, feet/minute:

50 Resin ..... 85      800 Resin ..... 85  
 120 Resin ..... 85      1800 Resin ..... 85  
 220 Resin ..... 85      3500 Resin ..... 85  
 400 Resin ..... 85

### Operating pressure (PSI):

50 Resin ..... 30      800 Resin ..... 30  
 120 Resin .... 30      1800 Resin .... 35  
 220 Resin .... 30      3500 Resin .... 35  
 400 Resin .... 30

**\*Manufacturer's suggested initial operating parameters; actual parameters will be affected by variances in type of material, size of material, and unique machine characteristics and will need to be adjusted accordingly.**

# Resin Tooling Bullnose and Combination



## Toro-B Wheels

- Excellent for polishing rounded edges on granite or marble
- Toro-B System includes 100 & 200 grit copper wheels for extended tool life
- Snail-lok connection
- Also available in 6" diameter

Description	Bond	Grit	GQ Part #
5" Wheel	Resin	50	117844
5" Wheel	Resin	100	117845
5" Wheel	Resin	200	117846
5" Wheel	Resin	500	117847
5" Wheel	Resin	1000	117848
5" Wheel	Resin	2000	117849
5" Wheel	Resin	BUFF	117850
5" Wheel	Metal	100/Copper	117851
5" Wheel	Metal	200/Copper	117852

### Toro™ Bullnose Edge Polishing System

**5-Head Machines:** 200R, 500R, 1000R, 2000R, Buff

**6-Head Machines:** 100R, 200R, 500R, 1000R, 2000R, Buff

**8-Head Machines:** 100C, 100R, 200C, 200R, 500R, 1000R, 2000R, Buff

**9-Head Machines:** 100C, 50R, 100R, 200C, 200R, 500R, 1000R, 2000R, Buff

NOTE: Start at 2.0 PSI and increase the pressure by 0.2 PSI for each consecutive step

\*Manufacturer's suggested initial operating parameters; actual parameters will be affected by variances in type of material, size of material, and unique machine characteristics and will need to be adjusted accordingly.

# Resin Tooling

## Bullnose and Combination



**Use Same Pads for Bullnose & Flat Edges!**

### Terminator Cushion Polishing Wheels for 6-Step or 8-Step Line Polishers

- For flat polishing, bullnose and other profiles
- Requires very low pressure - reduces stress on spindle heads
- For engineered stone and granite
- Snail-Lok connection

#### 6-Step Systems

**RECOMMENDED FOR:**

Park Pro Edge  
Park Tru Edge  
Comandulli Speedy  
Denver Quasar

Description	Stock No.
4" Pos. 1 .....	800540 ..
Pos. 2 .....	800541 ..
Pos. 3 .....	800542 ..
Pos. 4 .....	800543 ..
Pos. 5 .....	800544 ..
Pos. 6 Buff/black ..	800545 ..
Pos. 6 Buff/white ..	800546 ..

**RECOMMENDED FOR:**

Comandulli Omega 60  
Bordi Breton CSS

5" Pos. 1 .....	800556 ..
Pos. 2 .....	800557 ..
Pos. 3 .....	800558 ..
Pos. 4 .....	800559 ..
Pos. 5 .....	800560 ..
Pos. 6 Buff/black....	800561 ..
Pos. 6 Buff/white ..	800562 ..

**Description**                      **Stock No.**

6" Pos. 1 .....	800572 ..
Pos. 2 .....	800573 ..
Pos. 3 .....	800574 ..
Pos. 4 .....	800575 ..
Pos. 5 .....	800576 ..
Pos. 6 Buff/black ..	800577 ..
Pos. 6 Buff/white ..	800578 ..

**RECOMMENDED FOR:**

Park Velocity,  
Montresor Lara 60

**Pressure recommendations/6-Step Systems**

Pos. 1 .....	1.0 Bar	Pos. 4 .....	1.0 Bar
Pos. 2 .....	1.5 Bar	Pos. 5 .....	1.0 Bar
Pos. 3 .....	1.8 Bar	Pos. 6 .....	1.0 Bar

These settings are for BULLNOSE polishing.

For FLAT polishing increase pressure by 10 - 20% depending on material.

**Bullnose:** 12-16 inches per minute

**Flat:** 16-19 inches per minute

**\*Manufacturer's suggested initial operating parameters; actual parameters will be affected by variances in type of material, size of material, and unique machine characteristics and will need to be adjusted accordingly.**

#### 8-Step Systems

**RECOMMENDED FOR:**

Park Pro Edge  
Park Tru Edge  
Comandulli Speedy  
Denver Quasar

Description	Stock No.
4" 50 Grit .....	800547 ..
120 Grit .....	800548 ..
220 Grit .....	800549 ..
400 Grit .....	800550 ..
800 Grit .....	800551 ..
1800 Grit .....	800552 ..
3500 Grit .....	800553 ..
Final Buff/black ....	800554 ..
Final Buff/white ....	800555 ..

**RECOMMENDED FOR:**

Comandulli Omega 100  
Comandulli Synthesis

5" 50 Grit .....	800391 ..
120 Grit .....	800392 ..
220 Grit .....	800393 ..
400 Grit .....	800394 ..
800 Grit .....	800395 ..
1800 Grit .....	800396 ..
3500 Grit .....	800397 ..
Final Buff/black ....	800398 ..
Final Buff/white ....	800399 ..

**Description**                      **Stock No.**

6" 50 Grit	800382
120 Grit	800383
220 Grit .....	800384
400 Grit .....	800385
800 Grit .....	800386
1800 Grit .....	800387
3500 Grit .....	800388
Final Buff/black ....	800389
Final Buff/white ....	800390

**RECOMMENDED FOR:**

Montresor  
Lara 80

**Pressure recommendations/6-Step Systems**

50 Grit ....	1.1 Bar	1800 Grit....	2.0 Bar
120 Grit....	1.0 Bar	3500 Grit....	2.8 Bar
220 Grit....	1.5 Bar	Buff .....	2.8 Bar
400 Grit....	1.5 Bar		

These settings are for BULLNOSE polishing.

For FLAT polishing increase pressure by 10 - 20% depending on material.

**Bullnose:** 12-16 inches per minute

**Flat:** 16-19 inches per minute

**\*Manufacturer's suggested initial operating parameters; actual parameters will be affected by variances in type of material, size of material, and unique machine characteristics and will need to be adjusted accordingly.**

# Bullnose and Combination

ALPHA®



## Alpha® Twincur EB Polishing Discs

- Specifically designed to polish bullnose edges on engineered stone surfaces using automatic edge polishing machinery.
- Snail-Lok attachment

Description	Bond	Grit	GQ Part #
5" EB Disc	Resin	200	900586
5" EB Disc	Resin	500	900587
5" EB Disc	Resin	1000	900588
5" EB Disc	Resin	2000	900589
5" EB Disc	Resin	3000	900595
5" EB Disc	Resin	1000 LC	900596
5" EB Disc	Resin	2000 LC	900597

ALPHA®



## Alpha® Twincur GB Polishing Discs


- Specifically designed to polish full bullnose edges using automatic edge polishing machinery.
- Fits on the 5" snail-lok adapter commonly used on single- and multiple-head machines

Description	Bond	Grit	GQ Part #
4" GB Disc	Resin	200	900625
4" GB Disc	Resin	500	900626
4" GB Disc	Resin	1000	900627
4" GB Disc	Resin	2000	900628
4" GB Disc	Resin	3000	900629

## Terminator Snail-Lok Edge Polishing Pads

Description	Bond	Grit	GQ Part #
4" Polishing Pad	Resin	120	800419
4" Polishing Pad	Resin	220	800420
4" Polishing Pad	Resin	400	800421
4" Polishing Pad	Resin	800	800422
4" Polishing Pad	Resin	1800	800423
4" Polishing Pad	Resin	3500	800424
4" Polishing Pad	Resin	BUFF- Black	800425
4" Polishing Pad	Resin	BUFF- White	800426

TERMINATOR



DIAREX

- Resin bonded discs for flat and bullnose edges
- Snail-Lok backer
- Formulated for use on automatic machines

## Diarex Pro-Edge Snail-Lok Edge Polishing Pads

Description	Bond	Grit	GQ Part #
4" Polishing Pad	Resin	50	117136
4" Polishing Pad	Resin	120	117137
4" Polishing Pad	Resin	220	117138
4" Polishing Pad	Resin	400	117139
4" Polishing Pad	Resin	600	117140
4" Polishing Pad	Resin	800	117141
4" Polishing Pad	Resin	1800	117142
4" Polishing Pad	Resin	3500	117143

# Silicon Carbide Wheels



## EDM Resin Bonded Abrasives

- Designed for flat edges, bullnoses and chamfering
- Made with first quality green silicon carbide
- Formulated for use on most major brands of polishers
- No burning - No streaks - No lines
- Great for granite and engineered stone
- Available in 3 diameters - 100mm, 130mm, 150mm
- Right-hand snail-lock connection
- Super aggressive cutting action
- Use wet

Description	Diameter	Step/Grit	GQ Part #
Chamfering	130mm	2/220	100300
Chamfering	130mm	4/400	100302
Chamfering	130mm	5/600	100304
Bullnose	100mm	00/40	100350
Bullnose	100mm	0/60	100352
Bullnose	100mm	1/120	100354
Bullnose	100mm	2/220	100356
Bullnose	100mm	3/300	100358
Bullnose	100mm	4/400	100360
Bullnose	100mm	5/600	100362
Bullnose	100mm	6/800	100364
Bullnose	130mm	00/40	100370
Bullnose	130mm	0/60	100372
Bullnose	130mm	1/120	100374
Bullnose	130mm	2/220	100376
Bullnose	130mm	3/300	100378
Bullnose	130mm	4/400	100380
Bullnose	130mm	6/800	100384
Bullnose	150mm	00/40	100390
Bullnose	150mm	0/60	100392

Description	Diameter	Step/Grit	GQ Part #
Bullnose	150mm	1/120	100394
Bullnose	150mm	2/220	100396
Bullnose	150mm	3/300	100398
Bullnose	150mm	4/400	100400
Bullnose	150mm	5/600	100402
Bullnose	150mm	6/800	100404
Flat Edges	130mm	00/40	100310
Flat Edges	130mm	0/60	100312
Flat Edges	130mm	1/120	100314
Flat Edges	130mm	2/220	100316
Flat Edges	130mm	4/400	100318
Flat Edges	130mm	5/600	100320
Flat Edges	150mm	00/40	100330
Flat Edges	150mm	0/60	100332
Flat Edges	150mm	1/120	100334
Flat Edges	150mm	2/220	100336
Flat Edges	150mm	4/400	100338
Flat Edges	150mm	5/600	100340
Buffing	130mm	Buff	100450
Buffing	150mm	Buff	100455

# "Antique" Finishing Brushes



Ageing brushes for marble, granite and ceramic tile for use with manual, semi-automatic or automatic machinery.

## Alicante Brushes

- 30mm nylon and silicon carbide abrasive filaments for long life.
- Dense filament concentration & excellent flexibility. 36 grit to 1000 grit available giving wide variety of finishes, from opaque to mirror.
- Color coded grit sequences w/stamped grit numbers for easy identification.
- Aggressive Mixto brushes utilize 36 grit nylon/silicon carbide center filaments w/stainless steel filament ring.
- Inox stainless steel filament brushes used for cleaning the stone

Description	Grit	GQ Part #
AA Aging Wheel	36	800011
AA Aging Wheel	46	800012
AA Aging Wheel	60	800013
AA Aging Wheel	80	800014
AA Aging Wheel	120	800015
AA Aging Wheel	180	800016
AA Aging Wheel	240	800017
AA Aging Wheel	320	800018
AA Aging Wheel	500	800019
AA Aging Wheel	600	800021
AA Aging Wheel	800	800022
AA Aging Wheel	1000	800023
AA Aging Wheel	Mixto	800024
AA Aging Wheel	Inox	800025

Description	Grit	GQ Part #
AA Aging Brush	36	800026
AA Aging Brush	46	800027
AA Aging Brush	60	800028
AA Aging Brush	80	800029
AA Aging Brush	120	800030
AA Aging Brush	180	800031
AA Aging Brush	240	800032
AA Aging Brush	320	800033
AA Aging Brush	500	800034
AA Aging Brush	600	800035
AA Aging Brush	800	800036
AA Aging Brush	1000	800037
AA Aging Brush	Mixto	800039
AA Aging Brush	Inox	800040

# Antique/Leather Finishing Brushes

**Diamond  
Bristles for  
LONG LIFE**



## Master Tre Fidiflex Diamond Bristle Brushes

Fidiflex Antique/Leather finishing brushes are manufactured with diamond impregnated bristles, greatly extending the working life and aggressiveness of the brush. For use on granite and marble, Fidiflex brushes produce excellent results when matched with Tapflex brushes.

- Snail lock.
- 5/8-11

Description	Diameter	Grit	GQ Part #
5" Fidiflex Brush	130mm	30	800060
6" Fidiflex Brush	150mm	30	800068

## Master Tre Tapflex Leather/Antique Finishing Brushes

Tapflex brushes represent a new concept in Antique/Leather finishing. Tapflex brushes are manufactured with diamond impregnated semi-flexible polishing fins which enhance the color and depth of any antique effect including matte finishes. For use on granite, marble and engineered stone. Use after Fidiflex brushes for best results.

- Snail lock.
- 5/8-11



Description	Diameter	Grit	GQ Part #
5" Tapflex Brush	130mm	36	800061
5" Tapflex Brush	130mm	46	800062
5" Tapflex Brush	130mm	60	800063
5" Tapflex Brush	130mm	120	800064
5" Tapflex Brush	130mm	220	800065
5" Tapflex Brush	130mm	320	800066
5" Tapflex Brush	130mm	400	800067
6" Tapflex Brush	150mm	36	800069
6" Tapflex Brush	150mm	46	800070
6" Tapflex Brush	150mm	60	800071
6" Tapflex Brush	150mm	120	800072
6" Tapflex Brush	150mm	220	800073
6" Tapflex Brush	150mm	320	800074
6" Tapflex Brush	150mm	400	800075

# Adapters



## Aluminum Snail-Lock Coupling with 5/8"-11 Female Thread

Description	GQ Part #
4", 5/8-11 Fem. Connection	116158
4", M-14 Connection	103951
5", 5/8-11 Fem. Connection	103955



## Diarex® Aluminum Snail-Lock Coupling with 5/8"-11 Female Thread

Description	GQ Part #
4", 5/8-11 Fem. Connection	103953
5", 5/8-11 Fem. Connection	103957



## Q.R.S. Backed Snail-Lock Connection Adapter

Description	GQ Part #
4", w/Male Velcro®	999700
4", w/Male Velcro® (thick)	800298

## **GranQuartz contact information**

### **Canada - Stanstead, Quebec**

Toll Free (in Canada).....800-520-7223  
Telephone.....819-876-7131  
Fax.....819-876-7223  
Sales Fax:.....888-21TOOLS  
Direct line .....819-876-7127

#### **General Manager**

Alain Bédard.....ext.223

#### **Sales**

Richard Blouin.....ext.222  
Jonathan Labbé.....ext.226

#### **Inside Sales**

Gilles Chabot.....ext.233  
Christopher Dezan.....ext.241

#### **Stone & Concrete Systems**

##### **National Product Manager**

Joe Pullara .....ext.231

##### **Operations & Finance Manager**

Stéphane Bonin.....ext.235

**Accounting** .....ext.229

##### **Purchasing**

Pam Hatch.....ext.230

##### **Service Manager**

Luc Beaudin.....ext.224

##### **Diamond Tool Technician**

Franck Prunier.....ext.237

**Sect/ Receipt/ Invoicing/ AR**.....ext.221

**Shipping/ Receiving**.....ext.232

### **Cell Phone Numbers**

Alain Bédard .....819-572-0535  
Jonathan Labbé.....819-347-6498  
Richard Blouin.....819-572-7332  
Luc Beaudin.....819-347-6491  
Joe Pullara.....819-347-6532

***We value your input. General comments or suggestions call our toll-free number: 800-520-7223.***

***Product specific suggestions, questions and comments should be addressed to: [info@granquartzcanada.com](mailto:info@granquartzcanada.com).***

### **Toronto, Ontario**

Tel:.....(416) 667-8888  
Fax:.....(905) 761-6107

#### **Toronto Store**

##### **Manager**

Zaid Dalal.....(414) 667-8888

##### **Sales**

Nicolas Gosselin.....Cell....(647) 212-2905

Ross Savatti.....Cell:...(647)-212-7223

[www.granquartzcanada.com](http://www.granquartzcanada.com)

GranQuartz Canada Inc.  
137 rue Junction,  
Stanstead, Qc. J0B 3E4

GranQuartz Canada Inc.Toronto Store  
51B Caldari Road, Unit 5,  
Concord, On., L4K 4G3

***See maps on the next page for the Canadian locations and directions.***



**FRANCK PRUNIER**  
**DIAMOND TOOL TECHNICIAN**

1 (800) 520-7223 Ext. 237

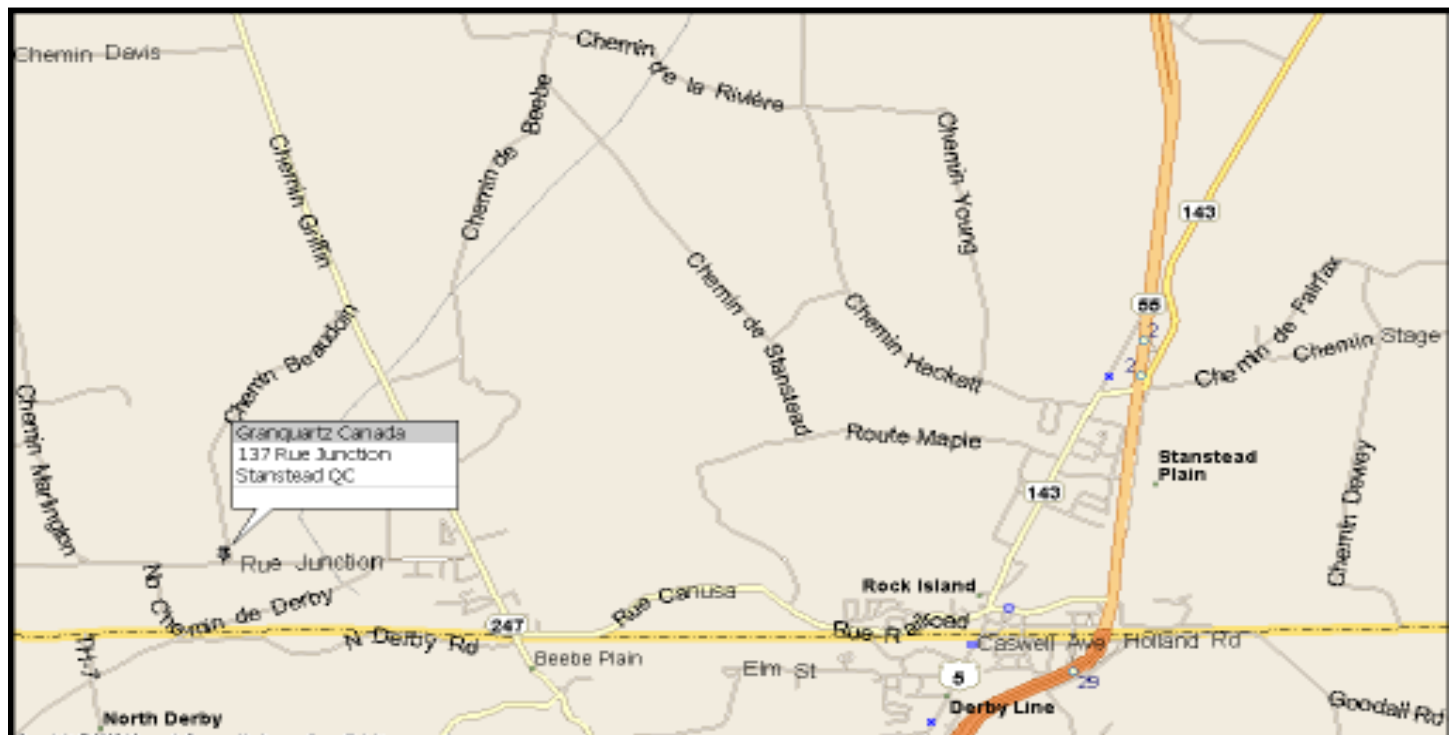
Cell: 1 (819) 437-5904

E-mail: [frunier@granquartzcanada.com](mailto:frunier@granquartzcanada.com)

### **DEDICATED SERVICE TECHNICIAN**

An integral part of our CNC program, GranQuartz Canada has an experience service technician to assist you. We can provide a certified ADI CNC technician to train operators on site on your machine. Call for details.

## Granquartz Canada Inc. (Stanstead, Québec Location)



## Granquartz Canada Inc. (Toronto Location)

